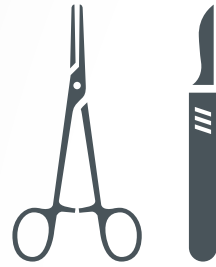


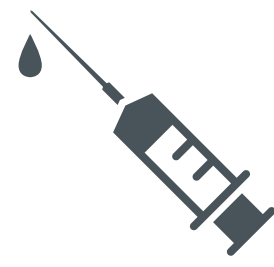
SNAPSHOT: A RECORD YEAR FOR UK COSMETIC SURGERY



51,000

Number of Britons
opting for cosmetic surgery

Slight increase on previous record of 50,122 in 2013



12.6%

Rise in invasive
cosmetic procedures

GENDER SPLIT



91% WOMEN
46,526 procedures



9% MEN
4,614 procedures

Cosmetic procedures in the UK by gender

TOP 5 PROCEDURES



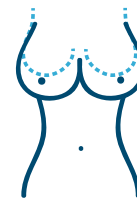
9,652 (↑ 12%)
Breast augmentation



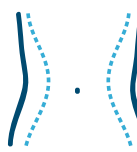
8,689 (↑ 12%)
Blepharoplasty (eyelid surgery)



7,419 (↑ 16%)
Face/Neck Lift



6,246 (↑ 13%)
Breast reduction



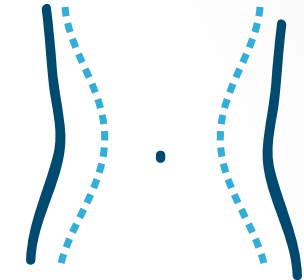
5,551 (↑ 20%)
Liposuction

WOMEN'S COSMETIC TRENDS

46,526 PROCEDURES
12.5% rise from 2014




**MOST POPULAR:
BREAST AUGMENTATION**
9,642 (up 12%)



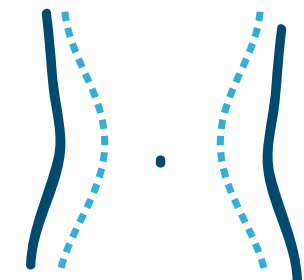
**BIGGEST CHANGE:
LIPOSUCTION**
4,965 (up 20%)

MEN'S COSMETIC TRENDS

4,614 PROCEDURES
13.5% rise from 2014



**MOST POPULAR:
BLEPHAROPLASTY**
976 (up 15%)



**BIGGEST CHANGE:
LIPOSUCTION**
586 (up 20%)

X2



The number of men opting for Cosmetic Surgery has almost doubled in the past decade – having gone from 2,440 treatments in 2005, to 4,614 in 2015.